

PoE Service Test Report

June 1, 2017 08:43 AM

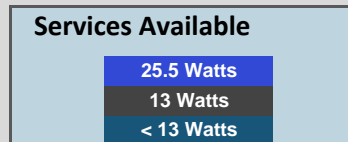
PSA Address & Port: 192.168.1.20 p1-1

Outlet Tested: [Sample Type-2 LLDP Service](#)

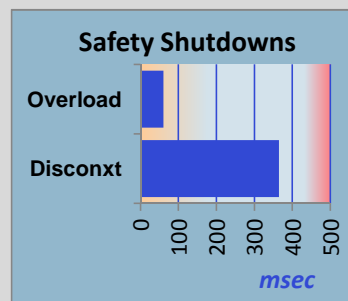



Version: 4.2.05

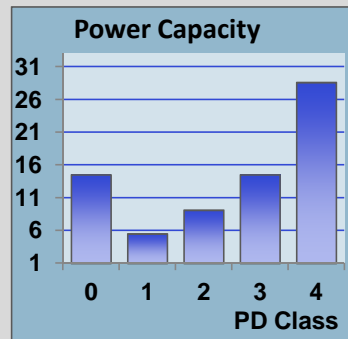
PoE Basic Services		
Connection:	ALT_A	MDI-X
Connection:	ALT_B	NONE
MPS:	DC	
Service:	TYPE-2_LLDP	



PoE Parametric Service Test		
Parameter	Value	Status
Min IEEE Detect:		PASS
Mid IEEE Detect:		IEEE_Service
Max IEEE Detect:		PASS
Non 802 Detect:		No_Legacy_Det
Full Power Time:	12 SEC	
LLDP Allocation:	25.5 W	
DCV Min Load:	51.25 V	PASS
ACV Min Load:	0.15 VPP	PASS
DCV Max Load:	49.63 V	PASS
ACV Max Load:	0.15 VPP	PASS
Overload Tolerance:		PASS
PD Disconnect:	365 MSEC	PASS
Inrush Tolerance:		PASS
Overload Shutdown:	60.1 MSEC	PASS
Min Reject:		PASS
Max Reject:		PASS
Cap Reject:		PASS



PoE Classification Service Test		
Parameter	Value	Status
Class 0 Capacity:	14.5 W	PASS
Class 1 Capacity:	5.5 W	PASS
Class 2 Capacity:	9.1 W	PASS
Class 3 Capacity:	14.5 W	PASS
Class 4 Capacity:	28.6 W	PASS
Class 0 Interop:		PASS
Class 1 Interop:		PASS
Class 2 Interop:		PASS
Class 3 Interop:		PASS
Class 4 Interop:		PASS



Report Version: 4.2.01