

PoE Service Test Report

June 1, 2017 10:31 AM

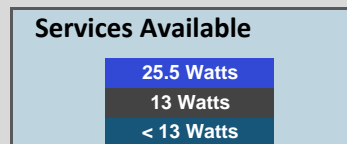
PSA Address & Port: 192.168.1.20 p1-2

Outlet Tested: [Sample Type-2 Service](#)

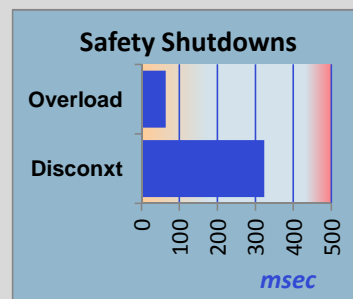
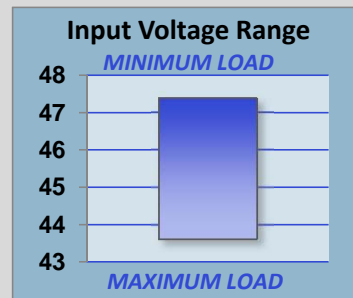


Version: 4.2.05

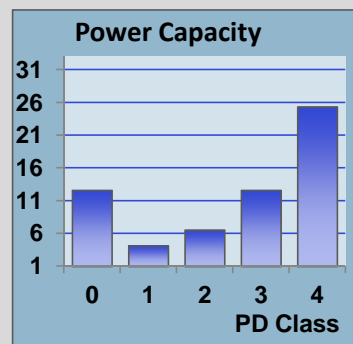
PoE Basic Services		
Connection:	ALT_A	MDI-X
Connection:	ALT_B	NONE
MPS:	DC	
Service:	TYPE-2_PHY	



PoE Parametric Service Test		
Parameter	Value	Status
Min IEEE Detect:		PASS
Mid IEEE Detect:		IEEE_Service
Max IEEE Detect:		PASS
Non 802 Detect:		Legacy_Det
Full Power Time:	5 SEC	
LLDP Allocation:	N/A	
DCV Min Load:	47.38 V	PASS
ACV Min Load:	0.08 VPP	PASS
DCV Max Load:	43.63 V	PASS
ACV Max Load:	0.19 VPP	PASS
Overload Tolerance:		PASS
PD Disconnect:	323.2 MSEC	PASS
Inrush Tolerance:		PASS
Overload Shutdown:	64.1 MSEC	PASS
Min Reject:		PASS
Max Reject:		PASS
Cap Reject:		PASS



PoE Classification Service Test		
Parameter	Value	Status
Class 0 Capacity:	12.6 W	FAIL
Class 1 Capacity:	4.1 W	PASS
Class 2 Capacity:	6.5 W	PASS
Class 3 Capacity:	12.6 W	FAIL
Class 4 Capacity:	25.3 W	FAIL
Class 0 Interop:		PASS
Class 1 Interop:		PASS
Class 2 Interop:		PASS
Class 3 Interop:		PASS
Class 4 Interop:		FAIL



Report Version: 4.2.01